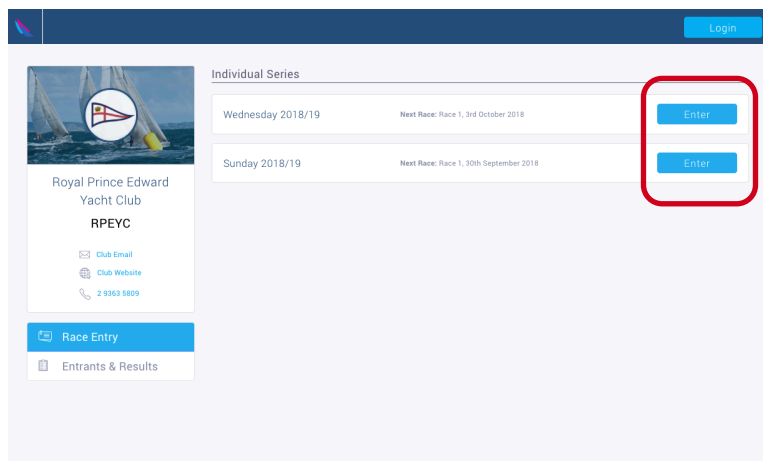


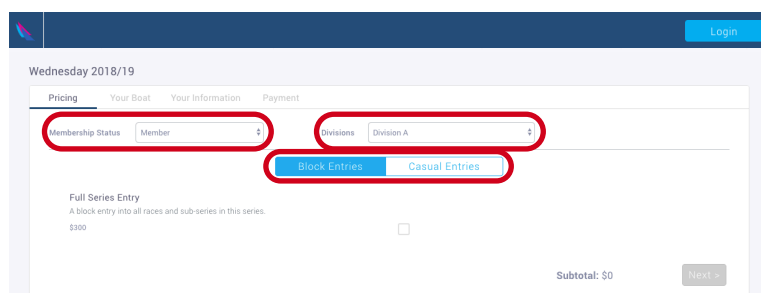
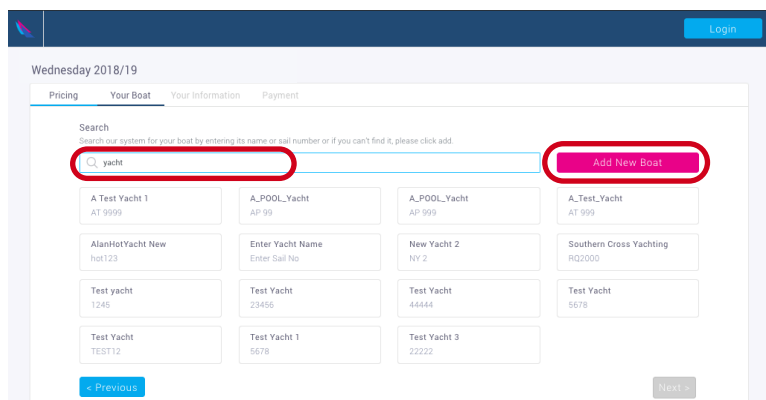
# Entering a Series/Race



**1)** Click the relevant link from the club website & select the event you wish to enter  
Note: you can enter the season & enjoy the member fee cap of \$1,205

If you enter the season please select the divisions for the series you intend to sail in  
You can't exclude any series but don't worry the Sailing Office will resolve this for you!

**2)** When entering a single series, choose whether you are a club member to ensure correct pricing & select the series/subseries or casual race(s) you wish to enter





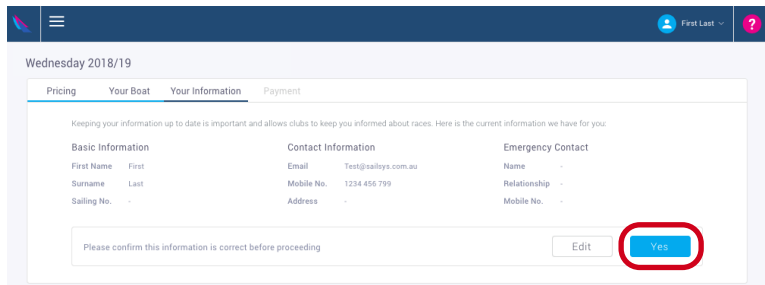
**3)** Enter a few letters of your boat name and select it from the database list.

If your boat is not displayed, simply click Add Boat & follow the prompts

**4)** You'll be prompted to login or REGISTER.

**If this is the first time using the NEW SAILSYS,**  
please click REGISTER and follow the prompts





5) Ensure you confirm your boat & personal information is correct and click YES

To amend or add more information, click EDIT

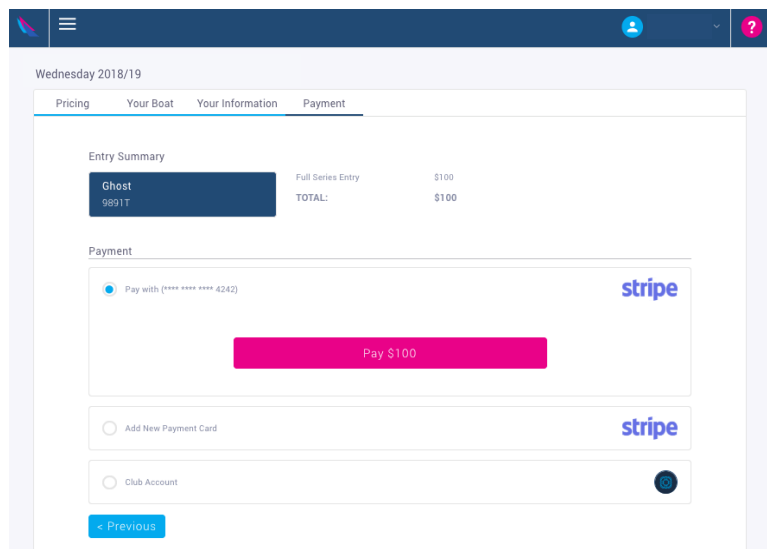
Please note: there are mandatory fields in both your boat & personal profiles, these are

Boat Name  
Sail Number

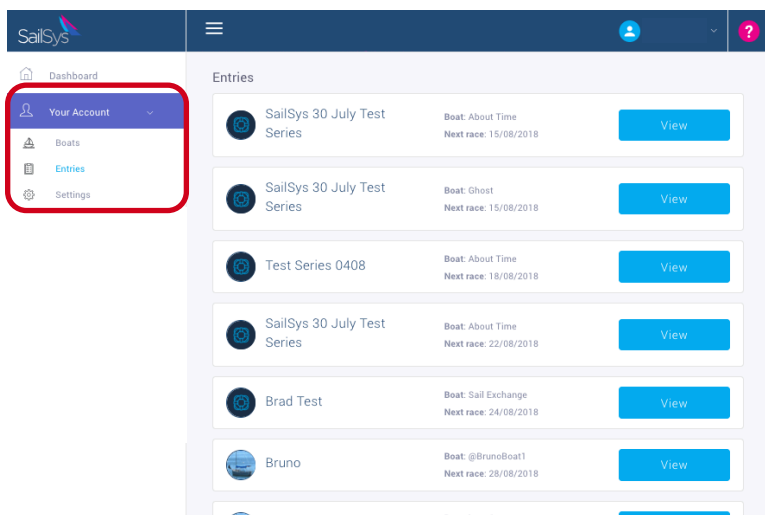
Your Name  
Email Address  
Mobile Number

6) Finally Payment, please confirm the details and choose to pay on Credit Card or charge it to your Club Account.

You'll receive an email verification and receipt.



Once registered and logged in, entering other series/races should take less than a minute!



You can login to SailSys at anytime to review your entries, amend personal or boat details, allocate alternate skippers and more.